



PUBLIC  
UTILITIES  
COMMISSION  
OF LATVIA



**Benchmarking report on Capacity Allocation  
Mechanisms and Congestion Management  
Procedures at selected gas interconnection points  
in ERRA member countries - results**

Viesturs Kadiķis, Head of Tariff and Infrastructure Division  
PUC Latvia



ERRA NG COM 9th virtual meeting

January 25, 2022

# Benchmark report content

1. Capacity allocation mechanism

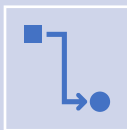
2. Congestion management

3. Cooperation among TSOs

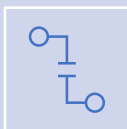
4. Role of NRA

5. Conclusion

# 1.Capacity allocation mechanism



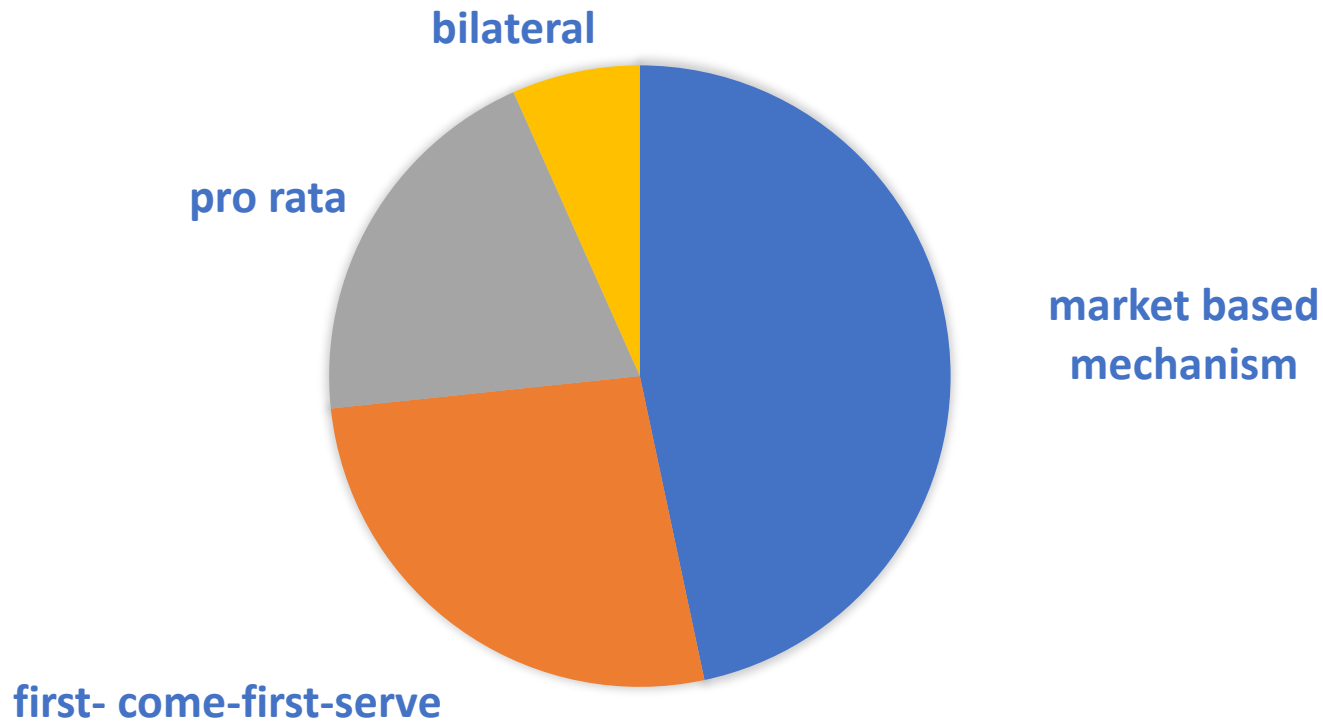
Firm capacity - gas transmission capacity contractually guaranteed as uninterrupted capacity



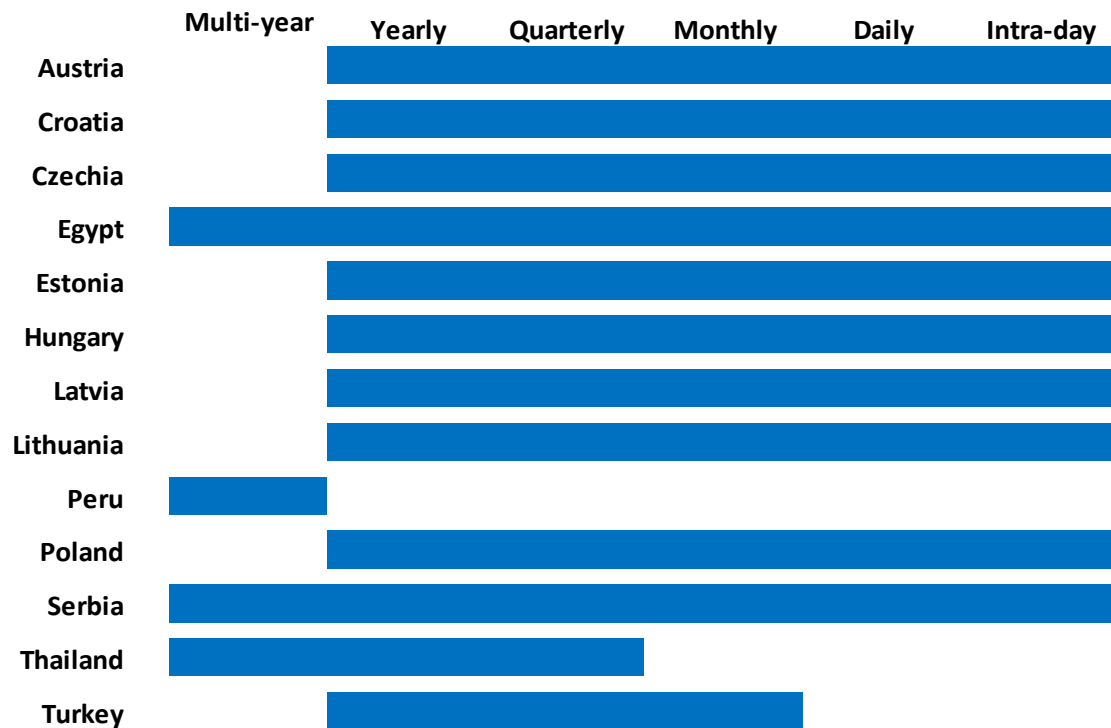
Interruptible capacity - gas transmission capacity that may be interrupted capacity by the transmission system operator in accordance with the conditions stipulated in the transport contract

# 1.Capacity allocation mechanism

## CAPACITY ALLOCATION

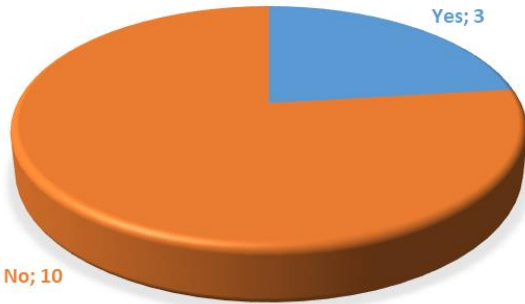


# 1. Capacity allocation mechanism

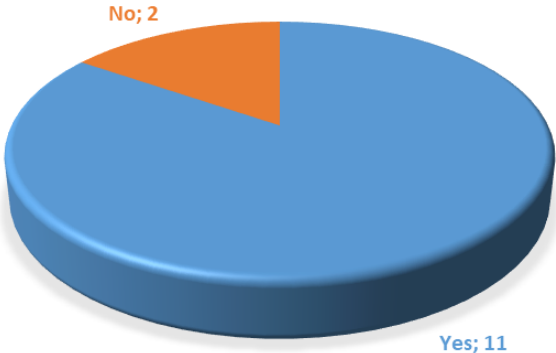


# 2. Congestion managements

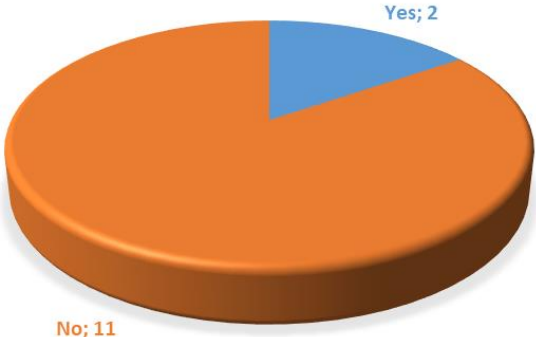
CONTRACTUAL CONGESTIONS



CONGESTION MGMT. TECHNIQUES



PHYSICAL CONGESTIONS

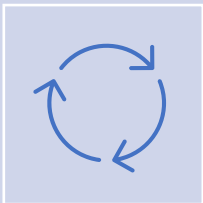


## 2. Congestion managements

	Use it or lose it	Surrender of contracted capacity	Operating a secondary market	Oversubscription and buyback scheme
AUSTRIA	√	√	√	–
ESTONIA	√	√	–	√
HUNGARY	√			√
LATVIA	√	√		
LITHUANIA	√		√	√
POLAND	√	√	√	√
SERBIA	√	√	√	–
TURKEY	√	–	–	–

# 3. Cooperations among TSOs

## Most TSOs exchange information between neighbour countries TSOs



- ➔ Network planning
- ➔ Operation at interconnection points
- ➔ Impacts availability due to planned or unplanned maintenance
- ➔ Potential congestion



Also in 10 countries capacity is offered in the same units at each side of the interconnection.



# 4. Role of NRA

	Regulator approval of network code	Stakeholders consultation before the approval of network code	Regulatory supervision for releasing the maximum level of available capacity	CAM described in TSO's Network Code	CM described in TSO's Network Code	Communication procedures among TSOs and network users in network codes
AUSTRIA	√	√	√	√	√	√
CROATIA	–	–	–	√	√	√
CZECHIA	√	√	√	–	√	–
EGYPT	√	√	√	√	N/A	√
ESTONIA	–	√	√	√	√	√
HUNGARY	√	√	√	√	√	√
LATVIA	√	√	√	√	√	√
LITHUANIA	√	√	√	√	√	√
NORTH MACEDONIA	√	√	N/A	–	–	√
PERU	√	√	√	√	–	√
POLAND	√	√	√	√	√	√
SERBIA	√	√	–	√	√	√
THAILAND	√	√	–	√	√	√
TURKEY	√	√	√	√	√	√

# 5. Conclusion



Benchmark report on transmission shown that sometimes similar measures can be employed to manage capacity allocation and congestion management in both EU and non-EU countries. Rules to access transmission systems and interconnections also often vary



**Survey also reveals framework and issues in which additional research could be done, to better understand regulation and circumstances, that is behind each country regulation, that can also help to improve each country regulation in future.**



Regulatory frameworks of members exhibit similarities as well, especially pertaining to the roles of regulators towards regulatory frameworks regarding capacity allocation and congestion management



**THANK YOU  
FOR YOUR ATTENTION!**

**Viesturs Kadikis**  
[viesturs.kadikis@sprk.gov.lv](mailto:viesturs.kadikis@sprk.gov.lv)