

Third-Party Access to Gas Storage

Case study by the Storage System Operator of Ukraine

Agneta Kutselim

Head of the Department of Commercial Activity
Ukrtransgaz JSC



UNDERGROUND GAS STORAGES IN UKRAINE

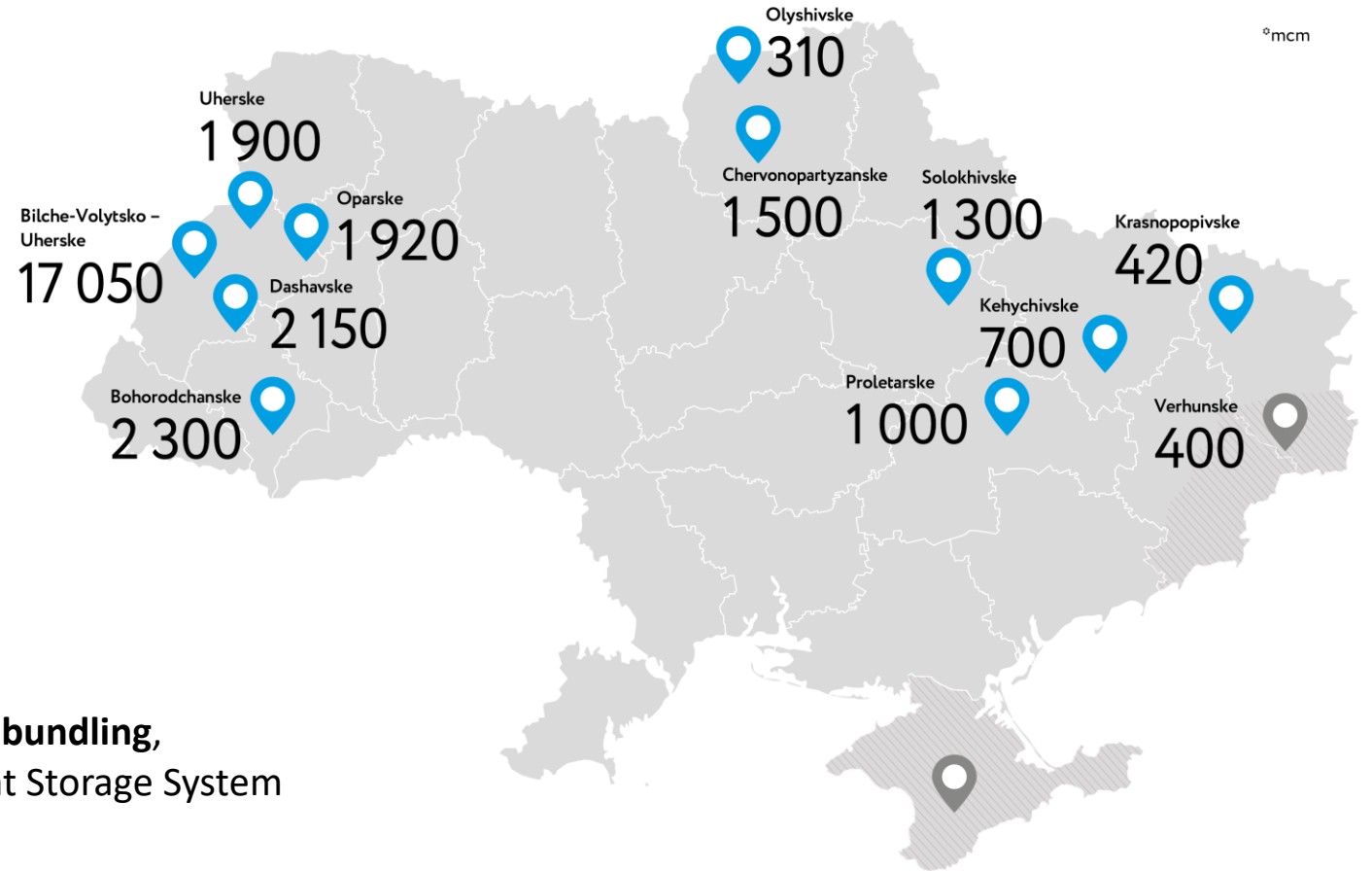
1st Largest in Europe

12 UGSs

30.95/337 TOTAL CAPACITY BCM/TWh

1003 Clients from Ukraine and 27 countries

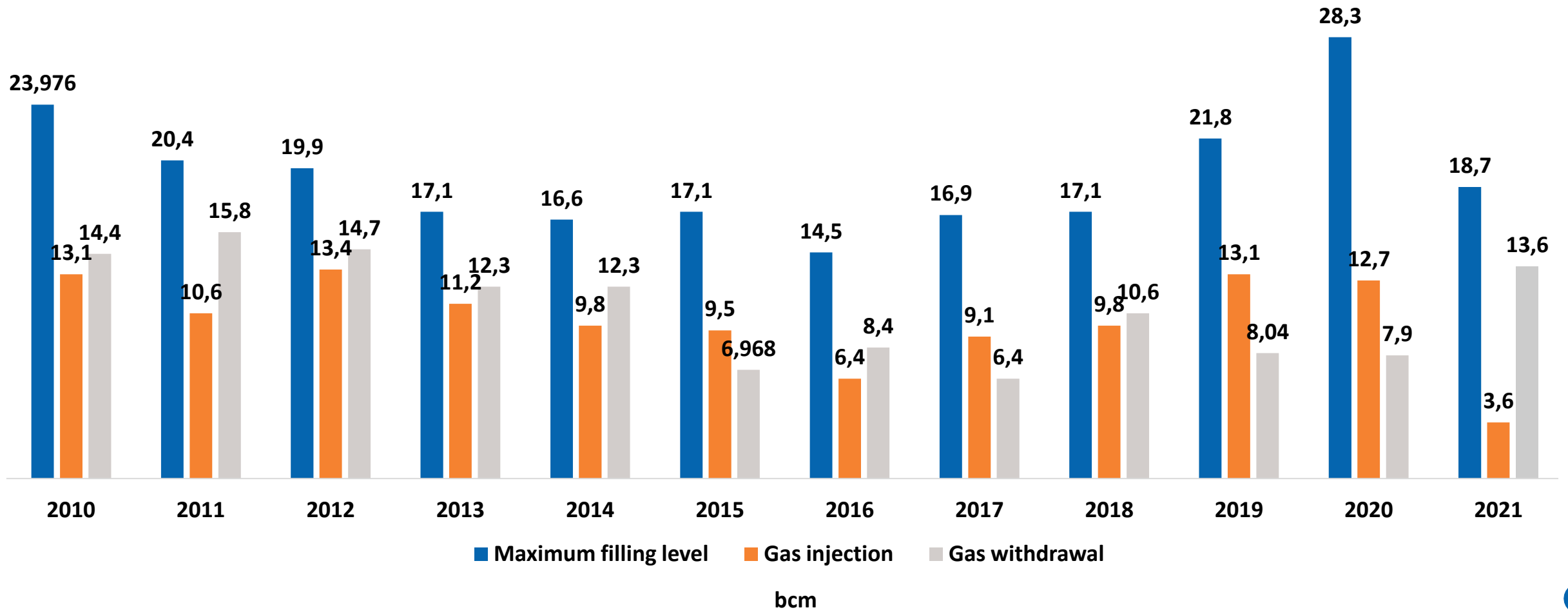
Since January 2020, after completion of the GTSO **unbundling**, Ukrtransgaz has started to operate as an independent Storage System Operator of Ukraine.



GAS INJECTION SEASONS' RESULTS IN 2010-2021

Utilization rate, %

77.5 66 64.3 55.3 53.6 55.3 46.9 54.6 55.3 70.4 91.4 60.4

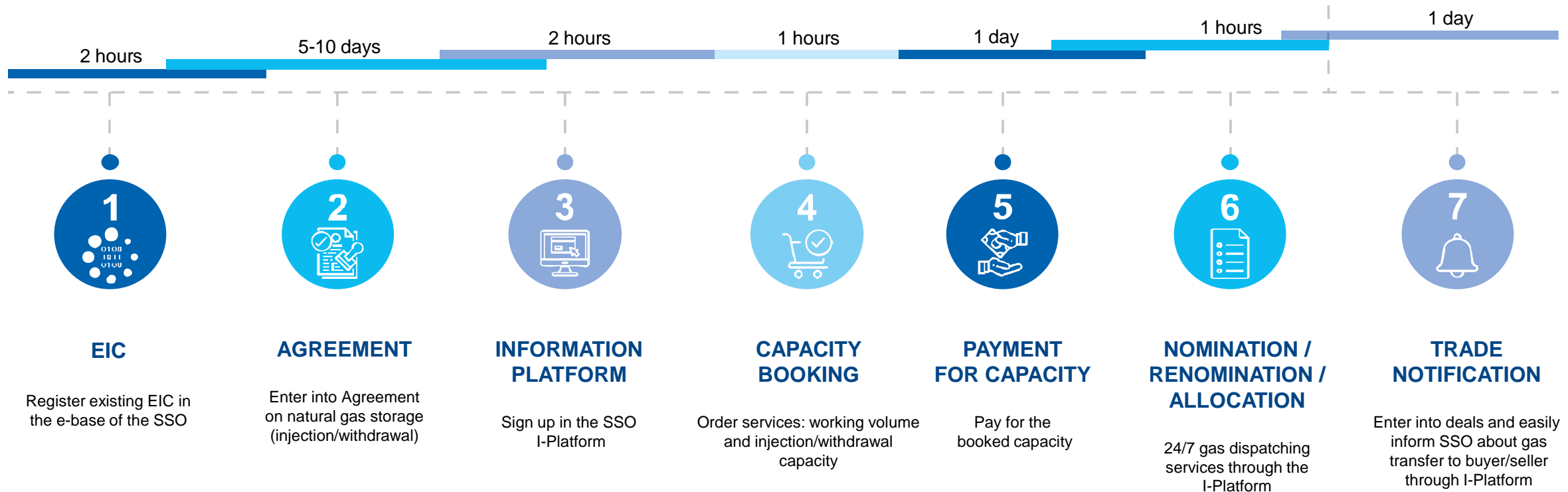


ACCESS TO THE STORAGE FACILITIES

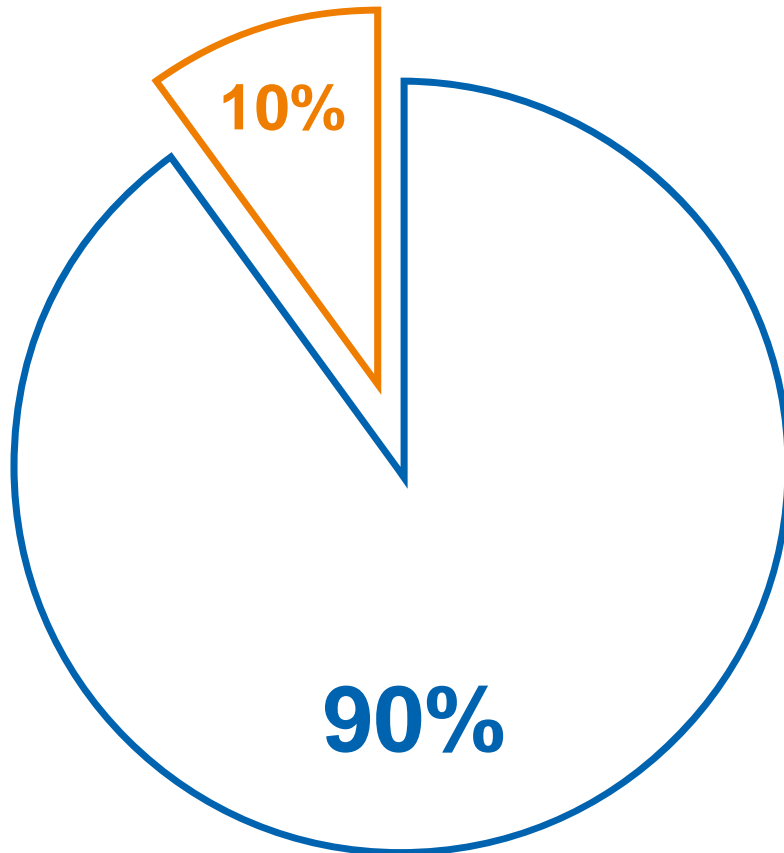
Access to storage services (injection, withdrawal) of natural gas shall be done on the basis of a **gas storage (injection, withdrawal) agreement**, standard form of which is approved by the Regulator.

Main regulations: the law «On the natural gas market», Gas Storage Facilities Code, Gas Transmission System Code, agreement on natural gas storage (injection, withdrawal)

HOW TO BOOK GAS STORAGE SERVICES?



ALL LOCATION OF FREE UGS CAPACITY



- **Annual capacity, 90%:**
submission: Feb.01 - Feb.15
approval/refusal: until 1 March
injection and withdrawal curves
- **Individual monthly services, 10%:**
submission: not later than 10th day of the
current month for the following month(s)
approval/refusal: not later than 14th day
of current month

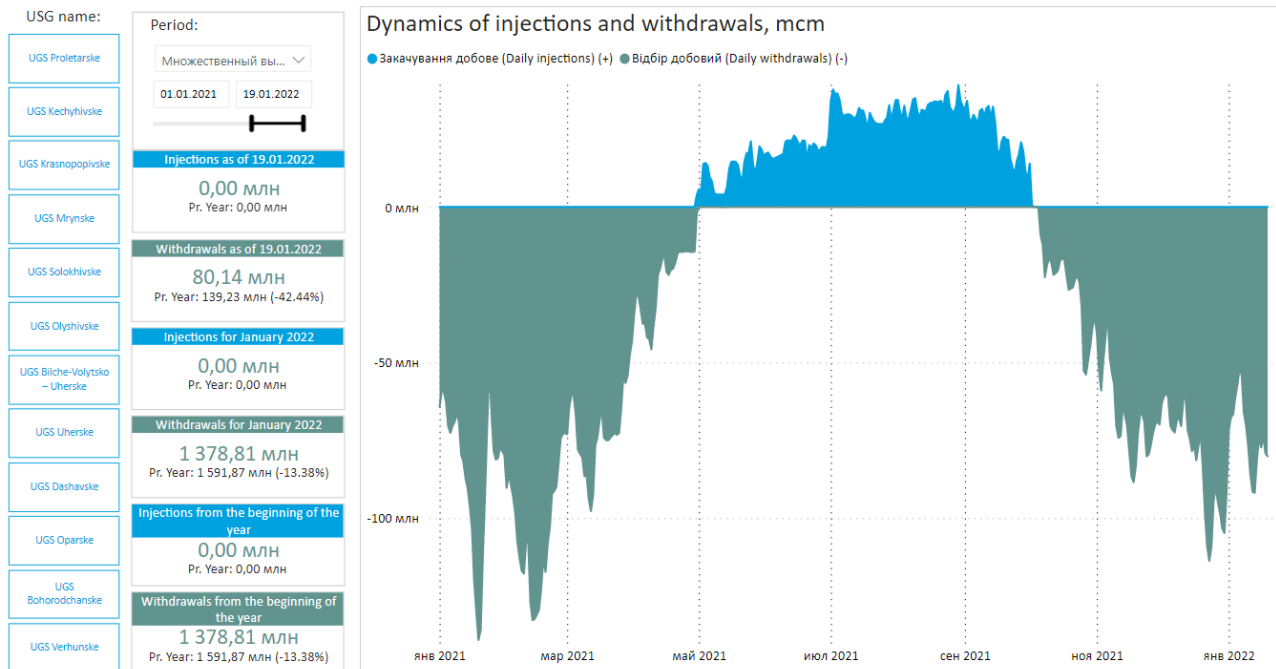
CORE ALLOCATION PRINCIPLES:

- free gas storage capacity for a certain period is calculated considering the current storage level of UGS and terms stipulated in the valid storage agreement
- option of simultaneously use the annual capacity and individual services for customers
- allocation of free gas storage capacity shall be in the following merit order: annual capacity, individual monthly services, and individual day-ahead services.

Capacity allocation is regulated by the chapter VII of the Gas Storage Facilities Code

The Storage System Operator adheres to the principles of openness and transparency to ensure effective operation of the storage business in Ukraine

© Physical indicators of injections and withdrawals as of 19.01.2022



SSO ANALYTICAL PANELS ARE:





- Key performance indicators of the company
- For the first time public access to commercial performance is provided
- Opportunity to see the dynamics and trends of the gas storage market
- Unique data archive

COST+ TARIFF METHODOLOGY

Fixed price, no auction procedures

Tariffs for gas storage services in Ukrainian UGS are **more favorable compared to tariffs in European** gas storages

No service fee for transferring gas between Clients in UGS

Directions	Transportation according to the short-haul tariff and storage in the "Customs warehouse" regime, Euro per MWh			Countries	Storage tariff, Euro per MWh
	Year	Month	Day ahead		
 Ukraine – Poland Poland – Ukraine	1.60	1.68	1.74	Poland	2.54 – 7.67
 Ukraine – Hungary Hungary – Ukraine	1.56	1.65	1.71	Hungary	2.53
 Ukraine – Slovakia Slovakia – Ukraine	1.50	1.59	1.65	Slovakia	2.3 – 2.4
 Ukraine – Romania Romania – Ukraine	1.51	1.60	1.66	Romania	2.7



**UKRAINIAN UGS:
STORING GAS
FOR YOUR SAFETY**