

Roundtable update

Domestic gas sector in winter 2022/23 with possible 2023/24 outlooks

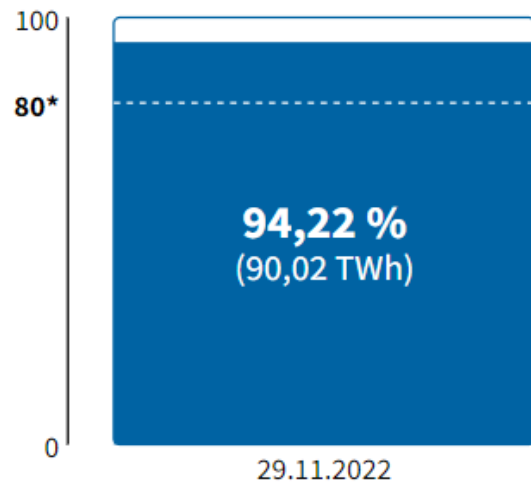
Stefan Katzmann
E-Control



- New platform on the Austrian energy situation: <https://energie.gv.at/>
- Transparent information about gas storage levels, share of Russian gas, consumption of gas and electricity, day ahead price for gas and electricity and forecasts and scenarios about the next months.
- Dependence on Russian gas went down from 79% in February 2022 to 23% in October 2022.
- The import share from other sources consists largely of Norwegian gas and liquefied natural gas (LNG) and to a small extent of gas from North Africa and Central Asia.
- Imports from other sources are mainly via routes through Germany and Italy.

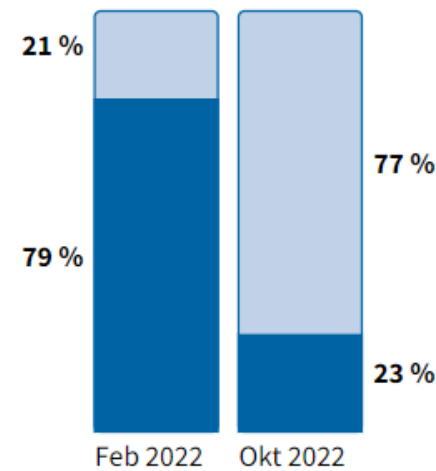
SoS and sourcing

Füllstand Gasspeicher (in %)



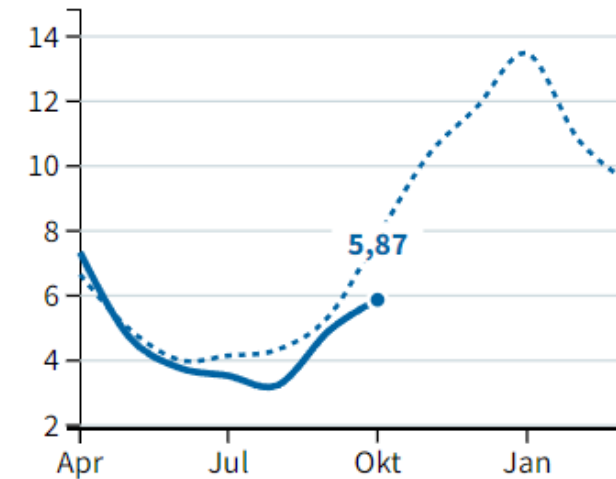
* Ziel: Mindestfüllstand bis 1.11.2022

Anteil Gas aus Russland (in %)



- Import aus Russland
- Import aus anderen Quellen

Gasverbrauch pro Monat im 5-Jahres-Vergleich (in TWh)



- aktueller Verbrauch
- - - Verbrauch Mittelwert 2017-2021

Source: <https://energie.gv.at/>

Storage and Scenario

- Gas storage capacity 95 TWh, gas consumption 90 TWh, 94,22% full.
- 20 TWh of strategic gas reserve owned by the Republic of Austria and 25 TWh for Austrian end consumers (residuals belong to foreign storage costumers).
- Next 6 months: 4 TWh own production and 33 TWh imports.
- This winter under normal conditions, the baseline scenario assumes that Austria will get through the winter well (62 TWh of consumption).
- Cold scenario: 70 TWh consumption and difference covered by strategic reserve.
- Mission 11, which is a campaign by the ministry to save 11% of energy consumption by making small changes in the behaviour (heating, electricity, mobility): <https://mission11.at/>

Tariff/market considerations

- Financial support provided by the state to households is aimed at the electricity market (e.g. electricity cost cut as of December 2022).
- Published draft ordinance, the gas network fees in the transmission and distribution network will be adjusted from 01.01.2023 and mostly noticeably increased due to developments in the energy markets.
- On average, these fees increase by 12,9% or EUR 40 per year per household.
- For consumers, gas price consists of energy price (market fully liberalized), grid fees (regulated by E-Control) and taxes/other expenses.
- Gas labeling about origin mandatory from 2023.



**THANK YOU
FOR YOUR ATTENTION!**

stefan.katzmann@e-control.at